



## MT21 Out-front Flail Mower

***Flail mower suitable for lawns, gardens and parks. Particularly versatile for both professional and hobby use.***



### Standard Equipment

- 3-point linkage Cat I
- Drive line
- Rear roller
- Y shaped knives
- Built to CE specifications

Suitable for attachment to the following tractors

Kubota 2560, 2860, 3060, 3560, 3680






Iseki SF300-303 and SF330-330

### Optional Extras:

- Side skids
- Paddle knives
- Quick front hitch
- Front pivoting wheels

John Deere 1435-1565-1445, S1-2

### Specifications Table

MODEL									
	HP (Kw) MED	MAX	N •	N *	*VERTICUT N°	GIRI/MIN RPM	GIRI/MIN RPM	Kg	LBS
MT 20-21 / 155	22-25 (16)-(18)	25 (18)	48	24	48	540	2300	170	371